



# المدرسة الهندية - مسقط INDIAN SCHOOL MUSCAT

(Affiliated to the Central Board of Secondary Education, New Delhi. Affiliation No. 6130001)

ص.ب : ٢٤٧٠ ، روي، الرمز البريدي : ١١٢ ، سلطنة عمان. هاتف : ٢٤٧٠٢٥٦٧ ، ٢٤٧٨٤٠٥٥ ، ٢٤٧٨٤٠٦٩ ، ٢٤٧٨٤٠٩٧ - فاكس : ٢٤٧٩٤٩١٩  
P.O. Box: 2470, Ruwi, Postal Code: 112, Sultanate of Oman - Tel.: 24784097, 24784069, 24784055, 24702567 - Fax : 24794919  
Email : ismoman@omantel.net.om Website: www.ismoman.com



ISM/PRN/003/2024-25

April 11, 2024



## CIRCULAR TO THE PARENTS OF PRE – PRIMARY


Dear Parents,

Greetings from Indian School Muscat!

This is to inform you that with effect from 14.04.2024, there will be an interaction session with your ward's class teacher. Please login at the allotted time given by your ward's class teacher.

### Procedure to use Google Classroom:

- Each student is provided with a School Email ID.
- Students should login to the School Email ID and accept the invitation to join the classroom. If you did not get an invitation in your ismoman Gmail inbox, inform your class teacher.
- Before logging into the ismoman id, you should make sure that you have logged out of all other mail ids in the system you are using.
- You should login to the mail. Click on the Google apps icon on top right bar of the screen, 
- Click on classroom  icon. You will see the classroom for which you have accepted the invitation. Click on the classroom.
- A meet link will appear on the stream tab once you are inside the classroom. You can click on this. This will take you to Google meet conference. Click to join.
- At the end of the session, the students should leave the class by clicking the leave (phone) symbol



We request your co-operation to give the best to your children .

Kind regards,

Rakesh Joshi  
Principal

